COVID-19 DAILY STATISTICS

RUTHERFORD COUNTY

Data Source: Foothills Health District

MAY 5, 2020

Total Tested		1271
Total Negative Tests		953
Total Pending Tests		171
Total Positive Tests		**147**
Households Affected		90

Breakdown of Positive Tests		
Quarantined at Home		45
Quarantined at Hospital		10
Total Active Positives		**55**
Out of Quarantine		85
Deceased - Total		7
Ages (50-64)	2	
Ages (65+)	5	
28043 (Forest City)	1	
28139 (Rutherfordton)	4	
28160 (Spindale)	2	

Female	82
Male	65

Ages (0-17)	9
Ages (18-24)	16
Ages (25-49)	40
Ages (50-64)	51
Ages (65+)	31

28018	(Bostic)	4
28040	(Ellenboro)	7
28043	(Forest City)	31
28114	(Mooresboro)	5
28139	(Rutherfordton)	59
28160	(Spindale)	27
28167	(Union Mills)	11
28746	(Lake Lure)	3

American Indian	2
Black	54
Hispanic	4
White	87

The number of quarantined positives is not the total number of quarantined individuals in the county. This number does not include the positive individuals' household or other close contacts that are also under quarantine.

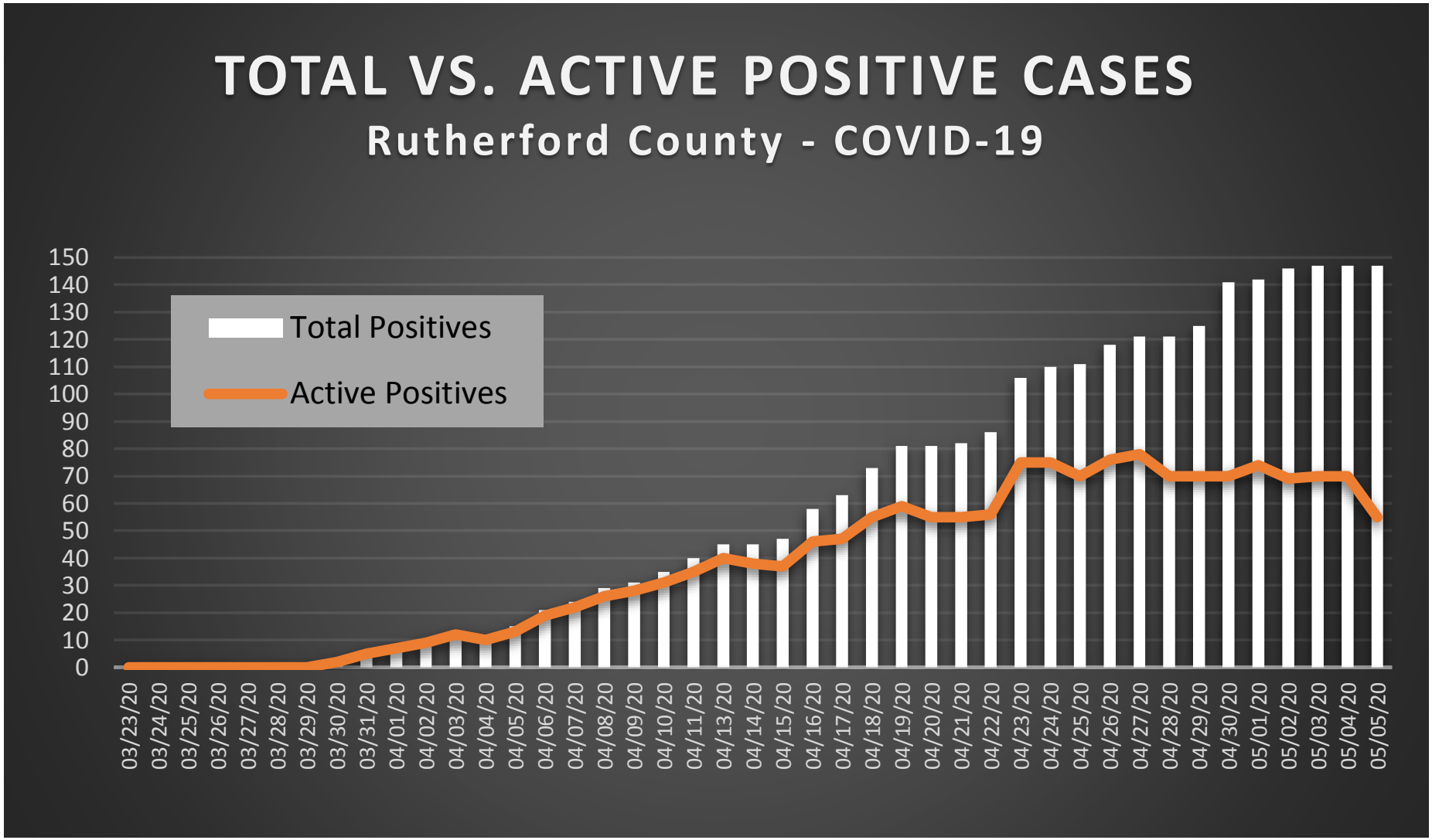
TOTAL VS. ACTIVE POSITIVE CASES
Rutherford County - COVID-19
Total Positives
Active Positives
150
140
130
120
110
100
90
80
70
60
50
40
30
20
10
0
03/23/20
03/24/20
03/25/20
03/26/20
03/27/20
03/28/20
03/29/20
03/30/20
03/31/20
04/01/20
04/02/20
04/03/20
04/04/20
04/05/20
04/06/20
04/07/20
04/08/20
04/09/20
04/10/20
04/11/20
04/13/20
04/14/20
04/15/20
04/16/20
04/17/20
04/18/20
04/19/20
04/20/20
04/21/20
04/22/20
04/23/20
04/24/20
04/25/20
04/26/20
04/27/20
04/28/20
04/29/20
04/30/20
05/01/20
05/02/20
05/03/20
05/04/20
05/05/20

STATUS OF POSITIVE CASES

Rutherford County - COVID-19

Updated: 05-05-20

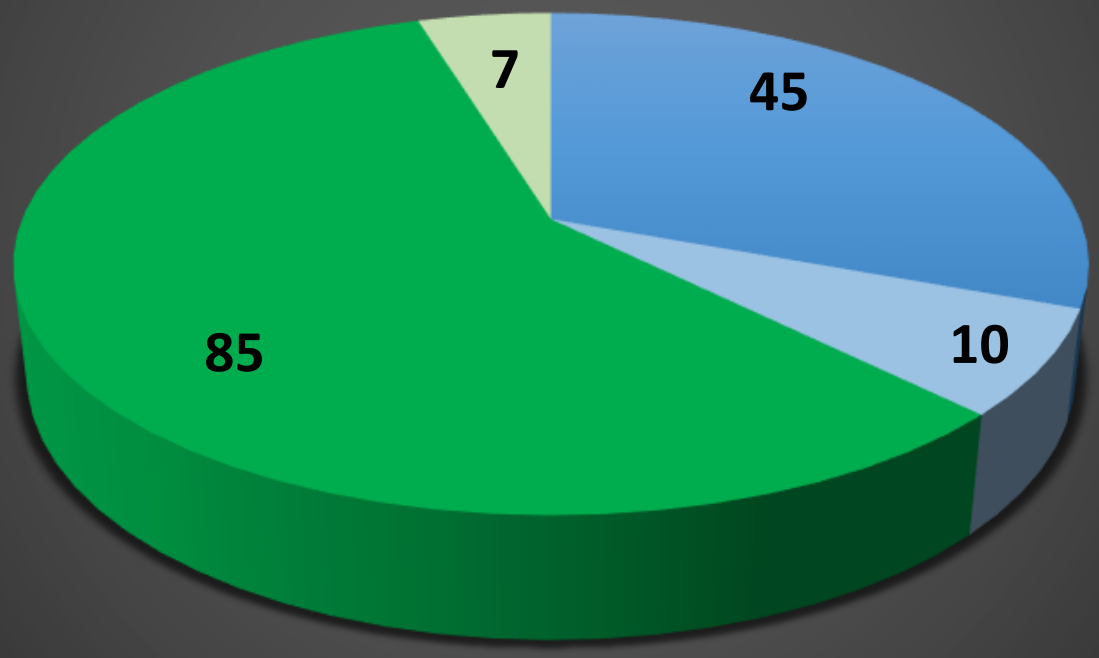

Quarantined Hospitalized Out of Quartantine Deceased

CURRENT HOSPITALIZATIONS

Rutherford County - COVID-19

Updated: 05-05-20

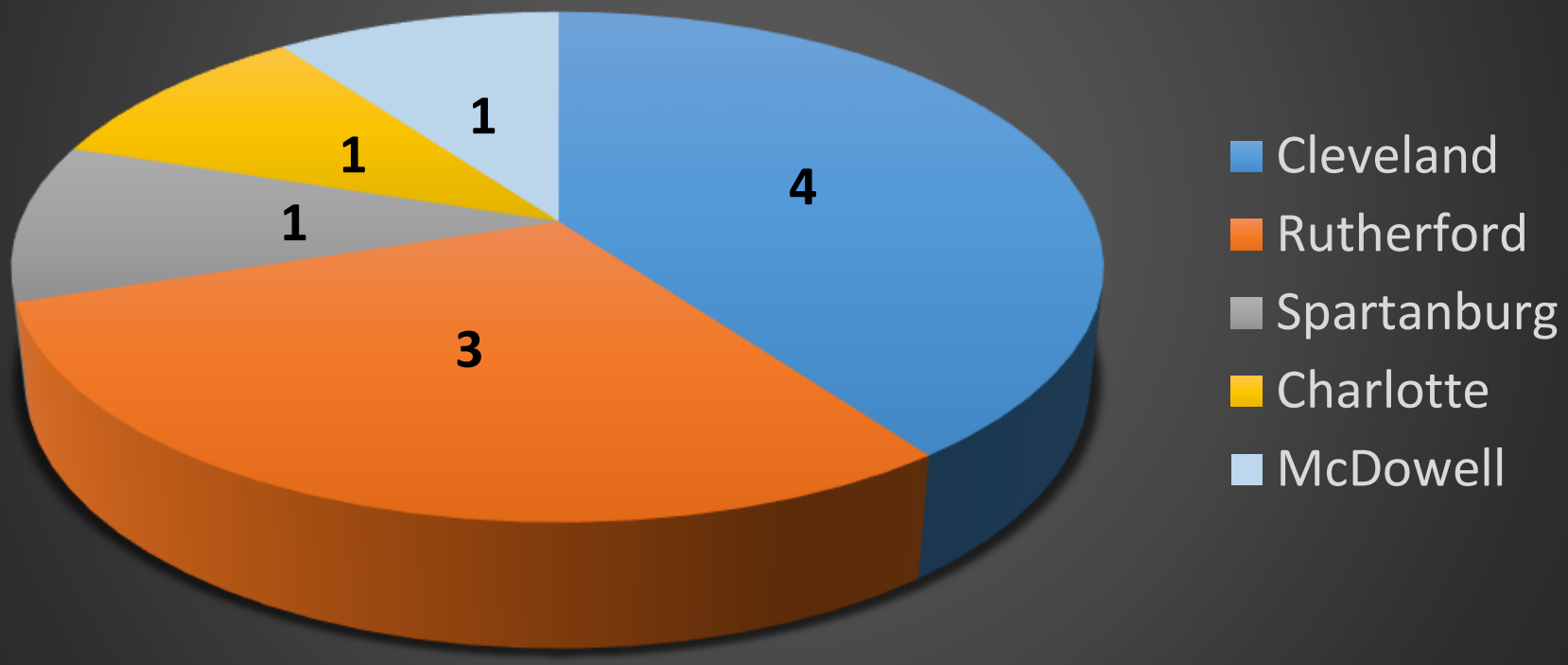

ETHNICITY DISTRIBUTION

Rutherford County - COVID-19

Updated: 05-05-20

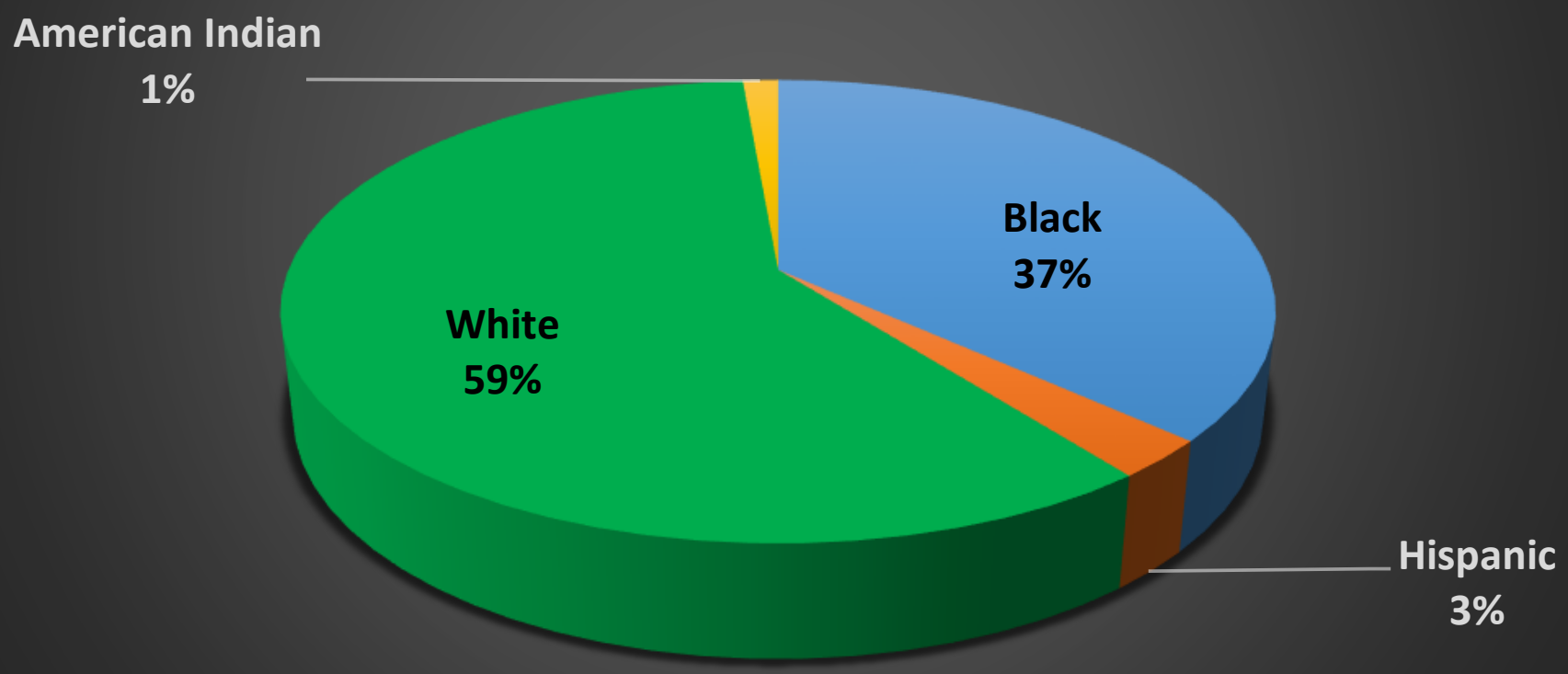

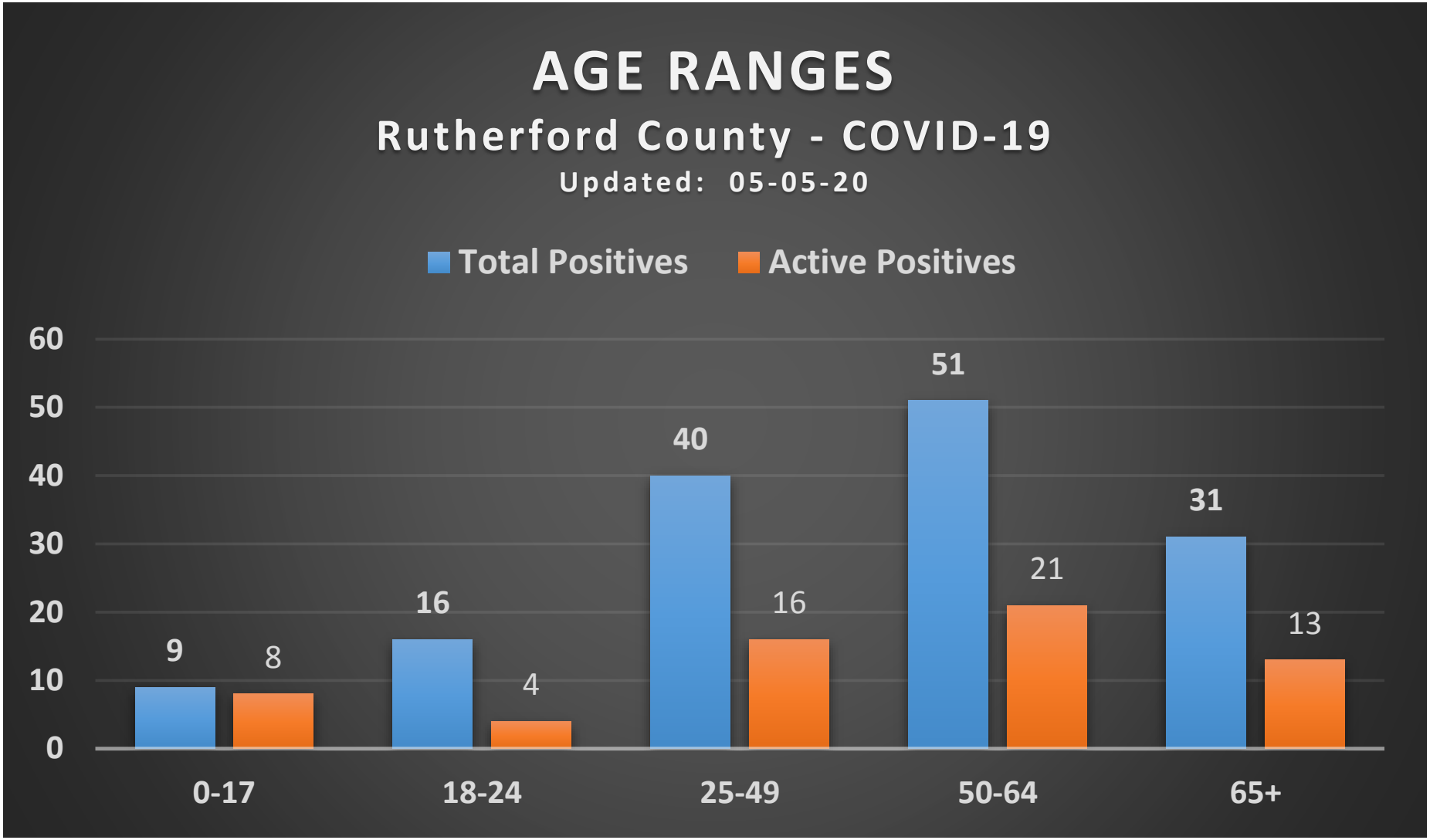
AGE RANGES
Rutherford County - COVID-19
Updated: 05-05-20
Total Positives
Active Positives
60
50
40
30
20
10
0
9
8
16
4
40
16
51
21
31
13
0-17
18-24
25-49
50-64
65+

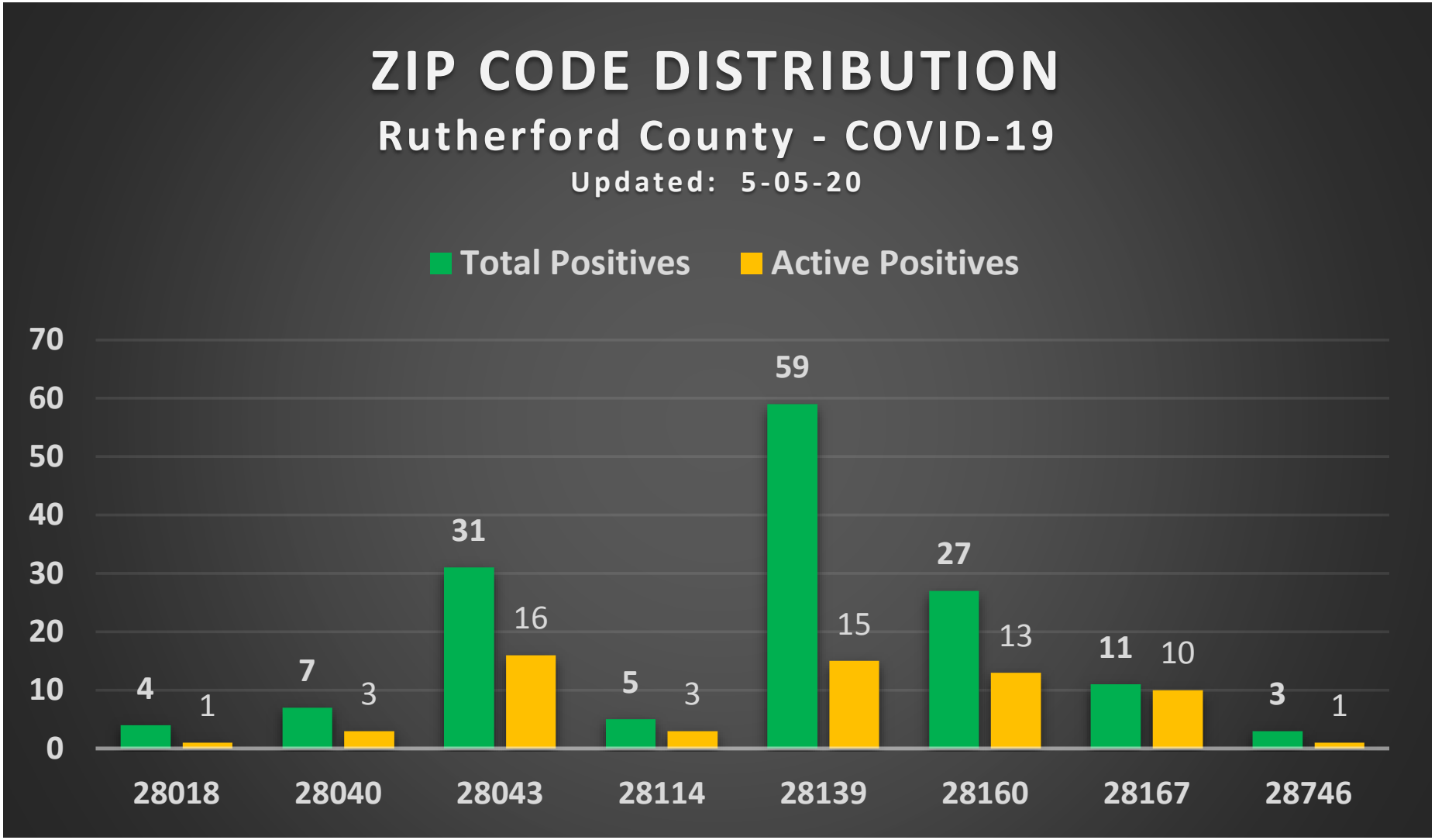
ZIP CODE DISTRIBUTION
Rutherford County - COVID-19
Updated: 5-05-20
Total Positives
Active Positives
70
60
50
40
30
20
10
0
4
1
7
3
31
16
5
3
59
15
27
13
11
10
3
1
28018
28040
28043
28114
28139
28160
28167
28746

RUTHERFORD COUNTY
COVID-19 Positive Map by Zip Code

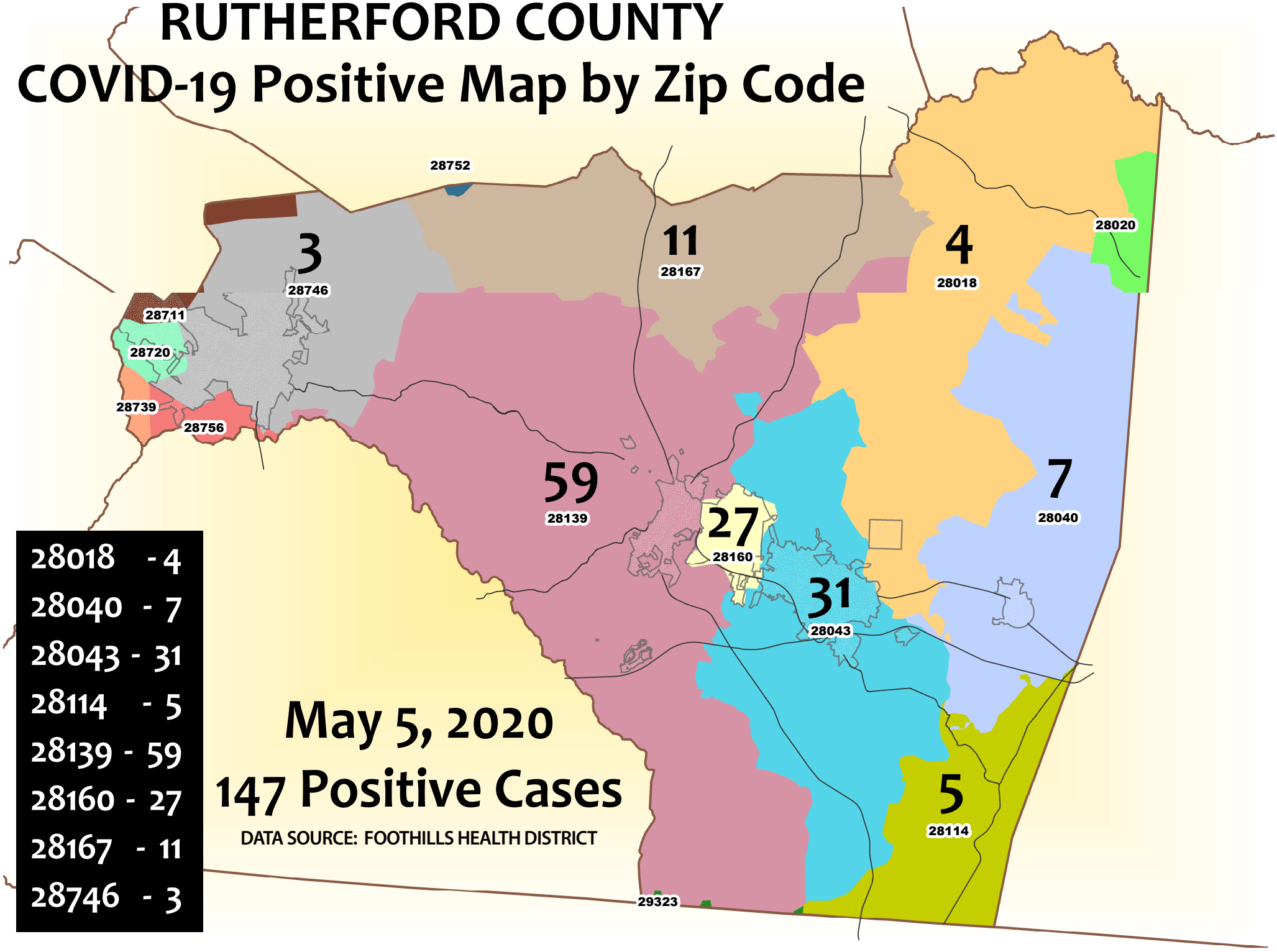

28018	- 4
28040	- 7
28043	- 31
28114	- 5
28139	- 59
28160	- 27
28167	- 11
28746	- 3

May 5, 2020
147 Positive Cases

DATA SOURCE: FOOTHILLS HEALTH DISTRICT